


Fine Motor Skills: Pencil Control

Use a pencil or pen to complete the patterns in the squares.

The grid contains the following patterns in the first column:

- Row 1: Three blue diagonal lines (top-left to bottom-right).
- Row 2: Three purple diagonal lines (top-right to bottom-left).
- Row 3: A blue zig-zag line.
- Row 4: Three purple dots.
- Row 5: Three green dots.
- Row 6: Six orange diagonal lines (top-left to bottom-right).
- Row 7: A purple triangle.
- Row 8: A blue zig-zag line.
- Row 9: Four purple diagonal lines (top-right to bottom-left).




Fine Motor Skills: Pencil Control

Use a pencil or pen to complete the patterns in the squares.









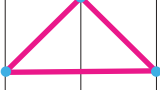









The grid contains the following patterns in the first four columns:


- Column 1: A green zigzag line starting at the top-left corner, moving up-right, down-right, up-right, down-right, up-right, down-right.
- Column 2: An orange zigzag line starting at the top-left corner, moving down-right, up-right, down-right, up-right, down-right, up-right.
- Column 3: A green zigzag line starting at the top-left corner, moving down-right, up-right, down-right, up-right, down-right, up-right.
- Column 4: An orange zigzag line starting at the top-left corner, moving down-right, up-right, down-right, up-right, down-right, up-right.



Fine Motor Skills: Pencil Control

Use a pencil or pen to complete the patterns in the squares.



Fine Motor Skills: Pencil Control

Use a pencil or pen to complete the patterns in the squares.

